

SABOO BROTHERS LIMITED

Regd. Office: 314, A- Block, Anand Plaza, University Road, Udaipur-313001, Rajasthan

AUDITED FINANCIAL RESULTS FOR THE QUARTER ENDED 31st March 2017 (Rs in Lakhs)

Particulars	Standalone				
	Quarter ended 31.03.2017	Preceding 3 months ended 31.12.2016	Corresponding 3 months ended in the previous year 31.03.2016	Year to date figures for the current year ended 31.03.2017	Previous year ended 31.03.2016
	(Audited)	(Unaudited)	(Unaudited)	(Audited)	(Audited)
1. Income from operations	0.00	0.46	3.15	0.46	3.15
(a) Revenue from operations	0.00	0.46	3.15	0.46	3.15
(b) Other Operating Income	0.00	0.00	0.00	0.00	0.00
Revenue from discontinued operations	0.00	0.00	0.00	0.00	0.00
Revenue from continuing operations	0.00	0.46	3.15	0.46	3.15
2. Expenses	2.01	6.09	6.57	14.55	20.19
(a) Operating expenditure	0.00	0.00	0.00	0.00	0.00
(b) Cost of materials Consumed	0.00	0.00	0.00	0.00	0.00
(c) Purchase of stock-in-trade	0.00	0.00	0.00	0.00	0.00
(d) Change in inventories of finished goods, work-in-progress and stock-in-trade	0.00	0.81	2.99	0.81	2.99
(e) Employee benefit expense	1.44	1.45	0.95	4.67	10.87
(f) Finance cost	0.00	0.00	0.00	0.00	0.01
(f) Depreciation and amortisation expense	0.10	0.00	0.00	0.10	0.00
(g) Professional fees paid	0.00	0.00	0.00	0.00	0.00
(h) Other expenses	0.47	3.83	2.63	8.97	6.32
3. Profit/(Loss) from operations before other income, finance costs and exceptional items (1-2)	-2.01	-5.63	-3.42	-14.09	-17.04
4. Other Income	2.13	8.80	13.03	28.16	30.21
5. Profit/ (Loss) from ordinary activities after finance costs but before exceptional items(3+4)	0.12	3.17	9.61	14.07	13.17
6. Exceptional items	0.00	0.00	0.00	0.00	0.00
7. Profit/(Loss) from ordinary activities before tax (5+6)	0.12	3.17	9.61	14.07	13.17
8. Tax expense	0.11	0.63	0.73	2.68	0.73
9. Net Profit/ (Loss) from ordinary activities after tax (7-8)	0.01	2.54	8.88	11.39	12.44
10. Extraordinary items (net of tax expense)	0.00	0.00	0.00	0.00	0.00
11. Net Profit/ (Loss) after taxes & extraordinary utems for the period (9-10)	0.01	2.54	8.88	11.39	12.44
12. Paid-up Equity Share Capital (Face value Rs. 10/-)	609.62	609.62	609.62	609.62	609.62
13. EPS (Not annualised)					
(a) (i) Basic & Diluted EPS before Extraordinary items	0.00	0.04	0.15	0.19	0.20
(a) Basic & Diluted	0.00	0.04	0.15	0.19	0.20

Notes:

1) Previous year/period figures have been regrouped/reclassified

3) The company operates in only one of the segment and therefore

Place : Udaipur

Dated : 17th May 2017

For and on behalf of the Board of Directors

SABOO BROTHERS LIMITED

Arun Agarwal
ARUN AGARWAL

DIRECTOR
DIN:03258275



SABOO BROTHERS LTD.

Regd. Office: 314, A- Block, Anand Plaza, University Road, Udaipur-313001, Rajasthan.

AUDITED FINANCIAL RESULTS FOR THE QUARTER ENDED 31st MARCH , 2017

Statement of Assets and Liabilities	(Rs. In Lakhs)		(Rs. In Lakhs)
	As at (Current Half year end Year end)	As at (Previous year end)	As at (Previous year end)
Particulars	31-Mar-17 (AUDITED)	31-Mar-16 (AUDITED)	31-Mar-15 (AUDITED)
A EQUITY AND LIABILITIES			
1 Shareholders' funds			
a) Share Capital	609.62	609.62	609.62
b) Reserves and Surplus	365.39	353.99	341.56
c) Money received against share warrants			
Sub - Total - Shareholders' Funds	975.01	963.61	951.18
2 Share application money pending allotment	-	-	-
3 Minority Interest *	-	-	-
4 Non-current liabilities			
a) Long - term borrowings	-	-	-
b) Deferred Tax Liabilities (net)	-	-	-
c) Other long - term liabilities	-	-	-
d) Long - term provisions	-	-	-
Sub - Total - Non-current Liabilities	-	-	-
5 Current liabilities			
a) Short - term borrowings	-	-	-
b) Trade payables	-	-	1.71
c) Other current liabilities	3.29	2.55	-
d) Short-term provisions	2.68	-	-
Sub - Total - Current Liabilities	5.97	2.55	1.71
TOTAL - EQUITY AND LIABILITIES	980.98	966.16	952.89
B ASSETS			
1 Non-Current Assets			
a) Fixed Assets	2.48	0.17	0.17
b) Goodwill on consolidation *	-	-	-
c) Non-Current investments	-	-	-
d) Deferred Tax assets (net)	-	-	-
e) Long - term loans and advances	-	-	-
f) Other non - Current Assets	586.22	568.49	190.31
Sub - Total - Non-Current Assets	588.70	568.66	190.48
2 Current Assets			
a) Current investments	-	-	-
b) Inventories	65.54	66.34	69.33
c) Trade receivables	-	-	-
d) Cash and cash equivalents	26.74	56.16	16.97
e) Short-term loans and advances	300.00	275.00	676.11
f) Other current assets	-	-	-
Sub - Total - Current Assets	392.28	397.50	762.41
3 Miscellaneous Expenditure (TO THE EXTENT NOT WRITTEN OFF)			
TOTAL ASSETS	980.98	966.16	952.89

Place : Udaipur
Dated : 17th May 2017

For and on behalf of the Board of Directors
SABOO BROTHERS LIMITED

ARUN AGARWAL
DIRECTOR
DIN: (03258275)



SABOO BROTHERS LIMITED

Regd. Office: 314, A- Block, Anand Plaza, University Road, Udaipur-313001, Rajasthan

AUDITED FINANCIAL RESULTS FOR THE QUARTER ENDED 31st March 2017 (Rs in Lakhs)

Particulars	Standalone				
	Quarter ended 31.03.2017	Preceding 3 months ended 31.12.2016	Corresponding 3 months ended in the previous year 31.03.2016	Year to date figures for the current year ended 31.03.2017	Previous year ended 31.03.2016
	(Audited)	(Unaudited)	(Unaudited)	(Audited)	(Audited)
1. Income from operations	0.00	0.46	3.15	0.46	3.15
(a) Revenue from operations	0.00	0.46	3.15	0.46	3.15
(b) Other Operating Income	0.00	0.00	0.00	0.00	0.00
Revenue from discontinued operations	0.00	0.00	0.00	0.00	0.00
Revenue from continuing operations	0.00	0.46	3.15	0.46	3.15
2. Expenses	2.01	6.09	6.57	14.55	20.19
(a) Operating expenditure	0.00	0.00	0.00	0.00	0.00
(b) Cost of materials Consumed	0.00	0.00	0.00	0.00	0.00
(c) Purchase of stock-in-trade	0.00	0.00	0.00	0.00	0.00
(d) Change in inventories of finished goods, work-in-progress and stock-in-trade	0.00	0.81	2.99	0.81	2.99
(e) Employee benefit expense	1.44	1.45	0.95	4.67	10.87
(f) Finance cost	0.00	0.00	0.00	0.00	0.01
(f) Depreciation and amortisation expense	0.10	0.00	0.00	0.10	0.00
(g) Professional fees paid	0.00	0.00	0.00	0.00	0.00
(h) Other expenses	0.47	3.83	2.63	8.97	6.32
3. Profit/(Loss) from operations before other income, finance costs and exceptional items (1-2)	-2.01	-5.63	-3.42	-14.09	-17.04
4. Other Income	2.13	8.80	13.03	28.16	30.21
5. Profit/ (Loss) from ordinary activities after finance costs but before exceptional items(3+4)	0.12	3.17	9.61	14.07	13.17
6. Exceptional items	0.00	0.00	0.00	0.00	0.00
7. Profit/(Loss) from ordinary activities before tax (5+6)	0.12	3.17	9.61	14.07	13.17
8. Tax expense	0.11	0.63	0.73	2.68	0.73
9. Net Profit/ (Loss) from ordinary activities after tax (7-8)	0.01	2.54	8.88	11.39	12.44
10. Extraordinary items (net of tax expense)	0.00	0.00	0.00	0.00	0.00
11. Net Profit/ (Loss) after taxes & extraordinary items for the period (9-10)	0.01	2.54	8.88	11.39	12.44
12. Paid-up Equity Share Capital (Face value Rs. 10/-)	609.62	609.62	609.62	609.62	609.62
13. EPS (Not annualised)					
(a) (i) Basic & Diluted EPS before Extraordinary items	0.00	0.04	0.15	0.19	0.20
(a) Basic & Diluted	0.00	0.04	0.15	0.19	0.20

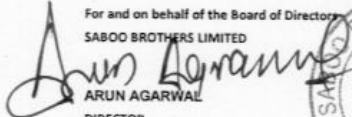
Notes:


1) Previous year/period figures have been regrouped/reclassified

3) The company operates in only one of the segment and therefore

Place : Udaipur

Dated : 17th May 2017

For and on behalf of the Board of Directors
SABOO BROTHERS LIMITED

ARUN AGARWAL
 DIRECTOR
 DIN:03258275



SABOO BROTHERS LTD.

Regd. Office: 314, A- Block, Anand Plaza, University Road, Udaipur-313001, Rajasthan.

AUDITED FINANCIAL RESULTS FOR THE QUARTER ENDED 31st MARCH, 2017

Statement of Assets and Liabilities	(Rs. In Lakhs)		(Rs. In Lakhs)
	As at	As at	As at
	(Current Half year end	(Previous year end)	(Previous year end)
Particulars	Year end)		
	31-Mar-17	31-Mar-16	31-Mar-15
	(AUDITED)	(AUDITED)	(AUDITED)
A EQUITY AND LIABILITIES			
1 Shareholders' funds			
a) Share Capital	609.62	609.62	609.62
b) Reserves and Surplus	365.39	353.99	341.66
c) Money received against share warrants	-	-	-
Sub - Total - Shareholders' Funds	975.01	963.61	951.18
2 Share application money pending allotment	-	-	-
3 Minority Interest *	-	-	-
4 Non-current liabilities			
a) Long - term borrowings	-	-	-
b) Defferred Tax Liabilities (net)	-	-	-
c) Other long - term liabilities	-	-	-
d) Long - term provisions	-	-	-
Sub - Total - Non-current Liabilities	-	-	-
5 Current liabilities			
a) Short - term borrowings	-	-	-
b) Trade payables	-	-	1.71
c) Other current liabilities	3.29	2.55	-
d) Short-term provisions	2.68	-	-
Sub - Total - Current Liabilities	5.97	2.55	1.71
TOTAL - EQUITY AND LIABILITIES	980.98	966.16	952.89
B ASSETS			
1 Non-Current Assets			
a) Fixed Assets	2.48	0.17	0.17
b) Goodwill on consolidation *	-	-	-
c) Non-Current investments	-	-	-
d) Deferred Tax assets (net)	-	-	-
e) Long - term loans and advances	-	-	-
f) Other non - Current Assets	586.22	568.49	190.31
Sub - Total - Non-Current Assets	588.70	568.66	190.48
2 Current Assets			
a) Current investments	-	-	-
b) Inventories	65.54	66.34	69.33
c) Trade receivables	-	-	-
d) Cash and cash equivalents	26.74	56.16	16.97
e) Short-term loans and advances	300.00	275.00	676.11
f) Other current assets	-	-	-
Sub - Total - Current Assets	392.28	397.50	762.41
3 Miscellaneous Expenditure			
(TO THE EXTENT NOT WRITTEN OFF)			
TOTAL ASSETS	980.98	966.16	952.89

Place : Udaipur
Dated : 17th May 2017

For and on behalf of the Board of Directors
SABOO BROTHERS LIMITED

Arun Agarwal
ARUN AGARWAL
DIRECTOR
DIN: (03258275)



SABOO BROTHERS LIMITED

Regd. Office: 314, A- Block, Anand Plaza, University Road, Udaipur-313001, Rajasthan

AUDITED FINANCIAL RESULTS FOR THE QUARTER ENDED 31st March 2017 (Rs in Lakhs)

Particulars	Standalone				
	Quarter ended 31.03.2017	Preceding 3 months ended 31.12.2016	Corresponding 3 months ended in the previous year 31.03.2016	Year to date figures for the current year ended 31.03.2017	Previous year ended 31.03.2016
	(Audited)	(Unaudited)	(Unaudited)	(Audited)	(Audited)
1. Income from operations	0.00	0.46	3.15	0.46	3.15
(a) Revenue from operations	0.00	0.46	3.15	0.46	3.15
(b) Other Operating Income	0.00	0.00	0.00	0.00	0.00
Revenue from discontinued operations	0.00	0.00	0.00	0.00	0.00
Revenue from continuing operations	0.00	0.46	3.15	0.46	3.15
2. Expenses	2.01	6.09	6.57	14.55	20.19
(a) Operating expenditure	0.00	0.00	0.00	0.00	0.00
(b) Cost of materials Consumed	0.00	0.00	0.00	0.00	0.00
(c) Purchase of stock-in-trade	0.00	0.00	0.00	0.00	0.00
(d) Change in inventories of finished goods, work-in-progress and stock-in-trade	0.00	0.81	2.99	0.81	2.99
(e) Employee benefit expense	1.44	1.45	0.95	4.67	10.87
(f) Finance cost	0.00	0.00	0.00	0.00	0.01
(f) Depreciation and amortisation expense	0.10	0.00	0.00	0.10	0.00
(g) Professional fees paid	0.00	0.00	0.00	0.00	0.00
(h) Other expenses	0.47	3.83	2.63	8.97	6.32
3. Profit/(Loss) from operations before other income, finance costs and exceptional items (1-2)	-2.01	-5.63	-3.42	-14.09	-17.04
4. Other income	2.13	8.80	13.03	28.16	30.21
5. Profit/ (Loss) from ordinary activities after finance costs but before exceptional items(3+4)	0.12	3.17	9.61	14.07	13.17
6. Exceptional items	0.00	0.00	0.00	0.00	0.00
7. Profit/(Loss) from ordinary activities before tax (5+6)	0.12	3.17	9.61	14.07	13.17
8. Tax expense	0.11	0.63	0.73	2.68	0.73
9. Net Profit/ (Loss) from ordinary activities after tax (7-8)	0.01	2.54	8.88	11.39	12.44
10. Extraordinary items (net of tax expense)	0.00	0.00	0.00	0.00	0.00
11. Net Profit/ (Loss) after taxes & extraordinary items for the period (9-10)	0.01	2.54	8.88	11.39	12.44
12. Paid-up Equity Share Capital (Face value Rs. 10/-)	609.62	609.62	609.62	609.62	609.62
13. EPS (Not annualised)					
(a) (i) Basic & Diluted EPS before Extraordinary items	0.00	0.04	0.15	0.19	0.20
(a) Basic & Diluted	0.00	0.04	0.15	0.19	0.20

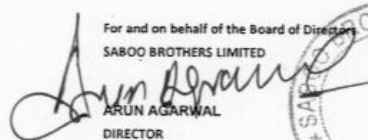
Notes:


1) Previous year/period figures have been regrouped/reclassified

3) The company operates in only one of the segment and therefore

Place : Udaipur

Dated : 17th May 2017

For and on behalf of the Board of Directors
SABOO BROTHERS LIMITED

ARUN AGARWAL
 DIRECTOR
 DIN:03258275



SABOO BROTHERS LTD.

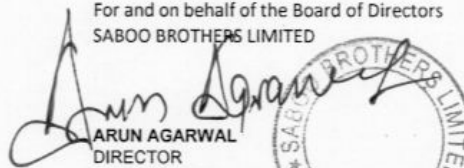
Regd. Office: 314, A- Block, Anand Plaza, University Road, Udaipur-313001, Rajasthan.

AUDITED FINANCIAL RESULTS FOR THE QUARTER ENDED 31st MARCH, 2017

Statement of Assets and Liabilities	(Rs. In Lakhs)		(Rs. In Lakhs)
	As at	As at	As at
	(Current Half year end Year end)	(Previous year end)	(Previous year end)
	31-Mar-17	31-Mar-16	31-Mar-15
	(AUDITED)	(AUDITED)	(AUDITED)
A EQUITY AND LIABILITIES			
1 Shareholders' funds			
a) Share Capital	609.62	609.62	609.62
b) Reserves and Surplus	365.39	353.99	341.56
c) Money received against share warrants			
Sub - Total - Shareholders' Funds	975.01	963.61	951.18
2 Share application money pending allotment	-	-	-
3 Minority Interest *	-	-	-
4 Non-current liabilities			
a) Long - term borrowings	-	-	-
b) Defferred Tax Liabilites (net)	-	-	-
c) Other long - term liabilities	-	-	-
d) Long - term provisions	-	-	-
Sub - Total - Non-current Liabilities	-	-	-
5 Current liabilities			
a) Short - term borrowings	-	-	-
b) Trade payables	-	-	1.71
c) Other current liabilities	3.29	2.55	-
d) Short-term provisions	2.68	-	-
Sub - Total - Current Liabilities	5.97	2.55	1.71
TOTAL - EQUITY AND LIABILITIES	980.98	966.16	952.89
B ASSETS			
1 Non-Current Assets			
a) Fixed Assets	2.48	0.17	0.17
b) Goodwill on consolidation *	-	-	-
c) Non-Current investments	-	-	-
d) Deferred Tax assets (net)	-	-	-
e) Long - term loans and advances	-	-	-
f) Other non - Current Assets	586.22	568.49	190.31
Sub - Total - Non-Current Assets	588.70	568.66	190.48
2 Current Assets			
a) Current investments	-	-	-
b) Inventories	65.54	66.34	69.33
c) Trade receivables	-	-	-
d) Cash and cash equivalents	26.74	56.16	16.97
e) Short-term loans and advances	300.00	275.00	676.11
f) Other current assets	-	-	-
Sub - Total - Current Assets	392.28	397.50	762.41
3 Miscellaneous Expenditure			
(TO THE EXTENT NOT WRITTEN OFF)			
TOTAL ASSETS	980.98	966.16	952.89

Place : Udaipur
Dated : 17th May 2017

For and on behalf of the Board of Directors
SABOO BROTHERS LIMITED


ARUN AGARWAL
DIRECTOR
DIN: (03258275)

