

**Introductory sub-table (I)(a)**

<b>Name of the Company:</b>	<b>SABOO BROTHERS LTD</b>
<b>Scrip Code, Name of the scrip, class of security:</b>	<b>530267</b>
<b>Quarter ended:</b>	<b>31/12/2013</b>

<b>Partly paid-up shares:-</b>	<b>No. of partly paid-up shares</b>	<b>As a % of total no. of partly paid-up shares</b>	<b>As a % of total no. of shares of the company</b>
Held by promoter/promoter group	0	NIL	0
Held by public	0	NIL	0
<b>Total - D</b>	<b>NIL</b>	<b>NIL</b>	<b>NIL</b>


<b>Outstanding convertible securities:-</b>	<b>No. of outstanding securities</b>	<b>As a % of total no. of outstanding convertible securities</b>	<b>As a % of total no. of shares of the company, assuming full conversion of the convertible securities</b>
---	--------------------------------------	--	---

Held by promoter/promoter group	0	NIL	NIL
Held by public	0	NIL	NIL
<b>Total - E</b>	<b>NIL</b>	<b>NIL</b>	<b>NIL</b>

<b>Warrants:-</b>	<b>No. of warrants</b>	<b>As a % of total no. of warrants</b>	<b>As a % of total no. of shares of the company, assuming full conversion of warrants</b>
-------------------	------------------------	--	---

Held by promoter/promoter group	0	NIL	NIL
Held by public	0	NIL	NIL
<b>Total - F</b>	<b>NIL</b>	<b>NIL</b>	<b>NIL</b>

<b>Total paid-up capital of the company, assuming full conversion of warrants and convertible securities</b>	<b>6096200</b>
--	----------------



**Statement Showing Shareholding Pattern**

Category code	Category of Shareholder	Number of Shareholders	Table (I)(a)		Total shareholding as a percentage of total number of shares		Shares Pledged or otherwise encumbered	
			Total number of shares	Number of shares held in dematerialized form	As a percentage of(A+B) <sup>1</sup>	As a percentage of (A+B+C)	Number of shares	As a percentage
<b>(A)</b>	<b>Shareholding of Promoter and Promoter Group<sup>2</sup></b>							
<b>1</b>	<b>Indian</b>							
(a)	Individuals/ Hindu Undivided Family	3	46800	0	0.77	0.77	0	
(b)	Central Government/ State Government(s)	0	0	0	0.00	0.00	0	
(c)	Bodies Corporate	0	0	0	0.00	0.00	0	
(d)	Financial Institutions/ Banks	0	0	0	0.00	0.00	0	
(e)	Any Others(Specify)	0	0	0	0.00	0.00	0	
(e-i)	Other Individuals	0	0	0	0.00	0.00	0	
(e-ii)	Mutual Fund	0	0	0	0.00	0.00	0	
(e-iii)	Body Corp in Concert	0	0	0	0.00	0.00	0	
(e-iv)	Non Government Institutions	0	0	0	0.00	0.00	0	
	<b>Sub Total(A)(1)</b>	<b>3</b>	<b>46800</b>	<b>0</b>	<b>0.77</b>	<b>0.77</b>	<b>0</b>	<b>0.00</b>
<b>2</b>	<b>Foreign</b>							
a	Individuals (Non-Residents Individuals/ Foreign Individuals)	0	0	0	0.00	0.00	0	
b	Bodies Corporate	0	0	0	0.00	0.00	0	
c	Institutions	0	0	0	0.00	0.00	0	
d	Any Others(Specify)	0	0	0	0.00	0.00	0	
	<b>Sub Total(A)(2)</b>	<b>0</b>	<b>0</b>	<b>0</b>	<b>0.00</b>	<b>0.00</b>	<b>0</b>	
	<b>Total Shareholding of Promoter and Promoter Group (A)= (A)(1)+(A)(2)</b>	<b>3</b>	<b>46800</b>	<b>0</b>	<b>0.77</b>	<b>0.77</b>	<b>0</b>	<b>0.00</b>
<b>(B)</b>	<b>Public shareholding</b>							
<b>1</b>	<b>Institutions</b>							
(a)	Mutual Funds/ UTI	0	0	0	0.00	0.00		
(b)	Financial Institutions / Banks	1	100000	100000	1.64	1.64		
(c)	Central Government/ State Government(s)	0	0	0	0.00	0.00		
(d)	Venture Capital Funds	0	0	0	0.00	0.00		
(e)	Insurance Companies	0	0	0	0.00	0.00		
(f)	Foreign Institutional Investors	0	0	0	0.00	0.00		
(g)	Foreign Venture Capital Investors	0	0	0	0.00	0.00		
(h)	Any Other (specify)	0	0	0	0.00	0.00		


	<b>Sub-Total (B)(1)</b>	<b>1</b>	<b>100000</b>	<b>100000</b>	<b>1.64</b>	<b>1.64</b>		
<b>B 2</b>	<b>Non-institutions</b>							
(a)	Bodies Corporate	24	1436066	79266	23.56	23.56		
(a-i)	Corporate Client Bene	0	0	0	0.00	0.00		
(a-ii)	Corporate client Margin	0	0	0	0.00	0.00		
(a-iii)	Corporate Body (Offer)	0	0	0	0.00	0.00		
(b)	Individuals				0.00	0.00		
I	Individuals -i. Individual shareholders holding nominal share capital up to Rs 1 lakh	938	377834	44934	6.20	6.20		
II	ii. Individual shareholders holding nominal share capital in excess of Rs. 1 lakh.	58	4121200	1339600	67.60	67.60		
(c)	Any Other (specify)	0	0	0	0.00	0.00		
(c-i)	NRI Individuals (Non Rep)	18	14300	0	0.23	0.23		
(c-ii)	OCB	0	0	0	0.00	0.00		
(c-iii)	Foreign Bodies	0	0	0	0.00	0.00		
(c-iv)	NRI (Repatriation)	0	0	0	0.00	0.00		
	<b>Sub-Total (B)(2)</b>	<b>1038</b>	<b>5949400</b>	<b>1463800</b>	<b>97.59</b>	<b>97.59</b>		
<b>(B)</b>	<b>Total Public Shareholding (B)= (B)(1)+(B)(2)</b>	<b>1039</b>	<b>6049400</b>	<b>1563800</b>	<b>99.23</b>	<b>99.23</b>		
	<b>TOTAL (A)+(B)</b>	<b>1042</b>	<b>6096200</b>	<b>1563800</b>	<b>100.00</b>	<b>100.00</b>		
(C)	Shares held by Custodians and against which Depository Receipts have been issued							
(1)	Promoter and Promoter Group	0	0	0		0.00		
(2)	Public	0	0	0		0.00		
	<b>GRAND TOTAL (A)+(B)+(C)</b>	<b>1042</b>	<b>6096200</b>	<b>1563800</b>		<b>100</b>	<b>0</b>	<b>0.00</b>

(1)(b) **SABOO BROTHERS LTD**  
category "Promoter and Promoter Group"

Sr. No.	Name of the shareholder	Details of Shares held		Encumbered shares (*)			Details of warrants		Details of convertible securities		Total shares (including underlying shares assuming full conversion of warrants and convertible securities) as a % of diluted share capital
		Number of shares held	As a % of grand total (A)+(B)+(C)	No.	As a percentage	As a % of grand total (A)+(B)+(C) of sub-clause (I)(a)	Number of warrants held	As a % total number of warrants of the same class	Number of convertible securities held	As a % total number of convertible securities of the same class	
(i)	(ii)	(iii)	(iv)	(v)	(vi)=(v)/(iii)*100	(vii)	(viii)	(ix)	(x)	(xi)	(xii)
1	ANURAG SABOO	2500	0.041009	0	0.00	0.000000	0	0.000000	0	0.000000	0.041009
2	SHREE GOPAL SABOO	24300	0.398610	0	0.00	0.000000	0	0.000000	0	0.000000	0.398610
3	SHREE GOPAL SABOO (H.U	20000	0.328073	0	0.00	0.000000	0	0.000000	0	0.000000	0.328073
<b>Total</b>		<b>46800</b>	<b>0.767692</b>	<b>0</b>	<b>0.00</b>	<b>0.000000</b>	<b>0</b>	<b>0.000000</b>	<b>0</b>	<b>0.000000</b>	<b>0.767692</b>

(I)(c)(i) **SABOO BROTHERS LTD**  
category "Public" and holding more than 1% of the total number of shares

Sr. No.	Name of the shareholder	Number of shares held	Shares as a percentage of total number of shares (i.e., Grand Total (A)+(B)+(C) indicated in Statement at para (I)(a) above)	Details of warrants		Details of convertible		Total shares (including underlying shares assuming full conversion of warrants and convertible securities) as a % of diluted share capital
				Number of warrants held	As a % total number of warrants of the same class	Number of convertible securities held	% w.r.t total number of convertible securities of the same class	
1	FAMA OVERSEAS PVT. L	100200	1.643647	0	0.000000	0	0.000000	1.643647
2	KASLIWAL AUTOMOTIVE	251600	4.127161	0	0.000000	0	0.000000	4.127161
3	MARIGOLD TRADING PV	209500	3.436567	0	0.000000	0	0.000000	3.436567
4	MAXX POWER POOLS PV	71600	1.174502	0	0.000000	0	0.000000	1.174502
5	NIPPON DENRO ISPAT LT	88000	1.443522	0	0.000000	0	0.000000	1.443522
6	ROYALE CLEFORD PVT. I	250000	4.100915	0	0.000000	0	0.000000	4.100915
7	WAVELENGTH CONTAIN	258600	4.241987	0	0.000000	0	0.000000	4.241987
8	ICICI BANK LTD	100000	1.640366	0	0.000000	0	0.000000	1.640366
9	ATUL KULKARNI	200000	3.280732	0	0.000000	0	0.000000	3.280732
10	UJJWAL BHORKAR	100000	1.640366	0	0.000000	0	0.000000	1.640366
11	NIVEDITA BHORKAR	200000	3.280732	0	0.000000	0	0.000000	3.280732
12	HIRANAND KHEMANI	70000	1.148256	0	0.000000	0	0.000000	1.148256
13	GOVIND DAS GUPTA	70000	1.148256	0	0.000000	0	0.000000	1.148256
14	RUCHI GUPTA	70000	1.148256	0	0.000000	0	0.000000	1.148256
15	USHA DEVI GUPTA	70000	1.148256	0	0.000000	0	0.000000	1.148256
16	ATUL BHANDARI	100000	1.640366	0	0.000000	0	0.000000	1.640366
17	HARSHALI MULTITRADE	239500	3.928677	0	0.000000	0	0.000000	3.928677
18	HAZUN UN PACKAGE PV	300000	4.921098	0	0.000000	0	0.000000	4.921098
19	JYOTI SHARMA	100000	1.640366	0	0.000000	0	0.000000	1.640366
20	KASLIWAL TRUCKING PV	195000	3.198714	0	0.000000	0	0.000000	3.198714
21	NIDUS SOFTWARE SOLU	300000	4.921098	0	0.000000	0	0.000000	4.921098
22	PRIYADA DESHMUKH	90000	1.47633	0	0.000000	0	0.000000	1.476330
23	RAM KUMAR GOYAL	100000	1.640366	0	0.000000	0	0.000000	1.640366
24	SARWPRIYA BAJAJ	144200	2.365408	0	0.000000	0	0.000000	2.365408
25	SHIKHAR OILS PVT LTD	140000	2.296513	0	0.000000	0	0.000000	2.296513
26	UJJWAL BHORKAR	200000	3.280732	0	0.000000	0	0.000000	3.280732
27	Y.V. BHORKAR (HUF)	107500	1.763394	0	0.000000	0	0.000000	1.763394



(I)(c)(ii) **SABOO BROTHERS LTD**

**PAC) belonging to the category "Public" and holding more than 5% of the total number of shares of the company**


Sr. No.	Name(s) of the shareholder(s) and the Persons Acting in Concert (PAC) with them	Number of shares	Shares as a percentage of total number of shares {i.e., Grand Total (A)+(B)+(C) indicated in Statement at para (I)(a) above}	Details of warrants		Details of convertible securities		Total shares (including underlying shares assuming full conversion of warrants and convertible securities) as a % of diluted share capital
				Number of warrants	As a % total number of warrants of the same class	Number of convertible securities held	% w.r.t total number of convertible securities of the same class	
I	NIL	0	0.000000	0	0.000000	0	0.000000	0.000000
<b>Total</b>		<b>0</b>	<b>0.000000</b>	<b>0</b>	<b>0.000000</b>	<b>0</b>	<b>0.000000</b>	<b>0.000000</b>



**SABOO BROTHERS LTD**

**(I)(d) Statement showing details of locked-in shares**

<b>Sr. No.</b>	<b>Name of the shareholder</b>	<b>Number of locked-in shares</b>	<b>Locked-in shares as a (%) percentage of total number of shares {i.e., Grand Total (A)+(B)+(C) indicated in Statement at para (I)(a) above}</b>	<b>Promoter / Promoter Group / Public</b>
1	NIL	Nil	Nil	
<b>Total</b>		<b>0</b>	<b>0</b>	



**SABOO BROTHERS LTD**

**(II)(a) Statement showing details of Depository Receipts (DRs)**

<b>Sr. No.</b>	<b>Type of outstanding DR (ADRs, GDRs, SDRs, etc.)</b>	<b>Number of outstanding DRs</b>	<b>Number of shares underlying outstanding DRs</b>	<b>Shares underlying outstanding DRs as a percentage of total number of shares {i.e., Grand Total (A)+(B)+(C) indicated in Statement at para (I)(a) above}</b>
1	NIL	Nil	Nil	Nil
<b>Total</b>		<b>0</b>	<b>0</b>	<b>0</b>

A handwritten signature in black ink, appearing to be 'RCM', is written over a horizontal line. The signature is slanted and includes a long horizontal stroke above the letters.




**SABOO BROTHERS LTD**

**(II)(b) Statement showing Holding of Depository Receipts (DRs), where underlying shares held by 'promoter/promoter group' are in excess of 1% of the total number of shares**

<b>Sr. No.</b>	<b>Name of the DR Holder</b>	<b>Type of outstanding DR (ADRs, GDRs, SDRs, etc.)</b>	<b>Number of shares underlying outstanding DRs</b>	<b>Shares underlying outstanding DRs as a percentage of total number of shares {i.e., Grand Total (A)+(B)+(C) indicated in Statement at para (I)(a) above}</b>
1	NIL		Nil	Nil
<b>Total</b>		<b>0</b>	<b>0</b>	



Sr.No	Notes
1	
2	
3	
4	
5	
6	
7	
8	
9	

  
\_\_\_\_\_