


Introductory sub-table (I)(a)

| | | | |
|--|--------------------------------------|--|---|
| Name of the Company: | | SABOO BROTHERS LTD | |
| Script Code, Name of the scrip, class of security: | | 530267 | |
| Quarter ended: | | 30/06/2013 | |
| Partly paid-up shares:- | No. of partly paid-up shares | As a % of total no. of partly paid-up shares | As a % of total no. of shares of the company |
| Held by promoter/promoter group | 0 | NIL | 0 |
| Held by public | 0 | NIL | 0 |
| Total - D | NIL | NIL | NIL |
| Outstanding convertible securities:- | No. of outstanding securities | As a % of total no. of outstanding convertible securities | As a % of total no. of shares of the company, assuming full conversion of the convertible securities |
| Held by promoter/promoter group | 0 | NIL | NIL |
| Held by public | 0 | NIL | NIL |
| Total - E | NIL | NIL | NIL |
| Warrants:- | No. of warrants | As a % of total no. of warrants | As a % of total no. of shares of the company, assuming full conversion of warrants |
| Held by promoter/promoter group | 0 | NIL | NIL |
| Held by public | 0 | NIL | NIL |
| Total - F | NIL | NIL | NIL |
| Total paid-up capital of the company, assuming full conversion of warrants and convertible securities | 6096200 | | |


SABOO Brothers Limited
 Director/Authorised Signatory

| Statement Showing Shareholding Pattern | | | | | | | | |
|--|---|------------------------|------------------------|--|--|----------------------------|--|-----------------|
| Category code | Category of Shareholder | Number of Shareholders | Table (I)(a) | | Total shareholding as a percentage of total number of shares | | Shares Pledged or otherwise encumbered | |
| | | | Total number of shares | Number of shares held in dematerialized form | As a percentage of(A+B) ¹ | As a percentage of (A+B+C) | Number of shares | As a percentage |
| | | | | | | | | |
| (A) | Shareholding of Promoter and Promoter Group² | | | | | | | |
| 1 | Indian | | | | | | | |
| (a) | Individuals/ Hindu Undivided Family | 4 | 1296800 | 0 | 21.27 | 21.27 | 0 | |
| (b) | Central Government/ State Government(s) | 0 | 0 | 0 | 0.00 | 0.00 | 0 | |
| (c) | Bodies Corporate | 1 | 150000 | 0 | 2.46 | 2.46 | 0 | |
| (d) | Financial Institutions/ Banks | 0 | 0 | 0 | 0.00 | 0.00 | 0 | |
| (e) | Any Others(Specify) | 0 | 0 | 0 | 0.00 | 0.00 | 0 | |
| (e-i) | Other Individuals | 0 | 0 | 0 | 0.00 | 0.00 | 0 | |
| (e-ii) | Mutual Fund | 0 | 0 | 0 | 0.00 | 0.00 | 0 | |
| (e-iii) | Body Corp in Concert | 0 | 0 | 0 | 0.00 | 0.00 | 0 | |
| (e-iv) | Non Government Institutions | 0 | 0 | 0 | 0.00 | 0.00 | 0 | |
| | Sub Total(A)(1) | 5 | 1446800 | 0 | 23.73 | 23.73 | 0 | 0.00 |
| 2 | Foreign | | | | | | | |
| a | Individuals (Non-Residents Individuals/ Foreign Individuals) | 0 | 0 | 0 | 0.00 | 0.00 | 0 | |
| b | Bodies Corporate | 0 | 0 | 0 | 0.00 | 0.00 | 0 | |
| c | Institutions | 0 | 0 | 0 | 0.00 | 0.00 | 0 | |
| d | Any Others(Specify) | 0 | 0 | 0 | 0.00 | 0.00 | 0 | |
| | Sub Total(A)(2) | 0 | 0 | 0 | 0.00 | 0.00 | 0 | |
| | Total Shareholding of Promoter and Promoter Group (A)= (A)(1)+(A)(2) | 5 | 1446800 | 0 | 23.73 | 23.73 | 0 | 0.00 |
| (B) | Public shareholding | | | | | | | |
| 1 | Institutions | | | | | | | |
| (a) | Mutual Funds/ UTI | 0 | 0 | 0 | 0.00 | 0.00 | | |
| (b) | Financial Institutions / Banks | 1 | 100000 | 100000 | 1.64 | 1.64 | | |
| (c) | Central Government/ State Government(s) | 0 | 0 | 0 | 0.00 | 0.00 | | |
| (d) | Venture Capital Funds | 0 | 0 | 0 | 0.00 | 0.00 | | |
| (e) | Insurance Companies | 0 | 0 | 0 | 0.00 | 0.00 | | |
| (f) | Foreign Institutional Investors | 0 | 0 | 0 | 0.00 | 0.00 | | |
| (g) | Foreign Venture Capital Investors | 0 | 0 | 0 | 0.00 | 0.00 | | |
| (h) | Any Other (specify) | 0 | 0 | 0 | 0.00 | 0.00 | | |
| | Sub-Total (B)(1) | 1 | 100000 | 100000 | 1.64 | 1.64 | | |

[Handwritten signature]

| | | | | | | | | |
|------------|---|-------------|----------------|---------------|---------------|---------------|----------|-------------|
| B 2 | Non-institutions | | | | | | | |
| (a) | Bodies Corporate | 20 | 1334150 | 77200 | 21.88 | 21.88 | | |
| (a-i) | Corporate Client Bene | 0 | 0 | 0 | 0.00 | 0.00 | | |
| (a-ii) | Corporate client Margin | 0 | 0 | 0 | 0.00 | 0.00 | | |
| (a-iii) | Corporate Body (Offer) | 0 | 0 | 0 | 0.00 | 0.00 | | |
| (b) | Individuals | | | | 0.00 | 0.00 | | |
| I | Individuals -i. Individual shareholders holding nominal share capital up to Rs 1 lakh | 926 | 331150 | 18900 | 5.43 | 5.43 | | |
| II | ii. Individual shareholders holding nominal share capital in excess of Rs. 1 lakh. | 31 | 2869800 | 393300 | 47.08 | 47.08 | | |
| (c) | Any Other (specify) | 0 | 0 | 0 | 0.00 | 0.00 | | |
| (c-i) | NRI Individuals (Non Rep) | 18 | 14300 | 0 | 0.23 | 0.23 | | |
| (c-ii) | OCB | 0 | 0 | 0 | 0.00 | 0.00 | | |
| (c-iii) | Foreign Bodies | 0 | 0 | 0 | 0.00 | 0.00 | | |
| (c-iv) | NRI (Repatriation) | 0 | 0 | 0 | 0.00 | 0.00 | | |
| | Sub-Total (B)(2) | 995 | 4549400 | 489400 | 74.63 | 74.63 | | |
| (B) | Total Public Shareholding (B)= (B)(1)+(B)(2) | 996 | 4649400 | 589400 | 76.27 | 76.27 | | |
| | TOTAL (A)+(B) | 1001 | 6096200 | 589400 | 100.00 | 100.00 | | |
| (C) | Shares held by Custodians and against which Depository Receipts have been issued | | | | | | | |
| (1) | Promoter and Promoter Group | 0 | 0 | 0 | | 0.00 | | |
| (2) | Public | 0 | 0 | 0 | | 0.00 | | |
| | GRAND TOTAL (A)+(B)+(C) | 1001 | 6096200 | 589400 | | 100 | 0 | 0.00 |



 ...thers Limi

 Director/Authorised Signatory

(1)(b) SABOO BROTHERS LTD
category "Promoter and Promoter Group"


| Sr. No. | Name of the shareholder | Details of Shares held | | Encumbered shares (*) | | | Details of warrants | | Details of convertible securities | | Total shares (including underlying shares assuming full conversion of warrants and convertible securities) as a % of diluted share capital |
|---------|-------------------------|------------------------|-----------------------------------|-----------------------|--------------------|--|-------------------------|---|---------------------------------------|---|--|
| | | Number of shares held | As a % of grand total (A)+(B)+(C) | No. | As a percentage | As a % of grand total (A)+(B)+(C) of sub-clause (1)(a) | Number of warrants held | As a % total number of warrants of the same class | Number of convertible securities held | As a % total number of convertible securities of the same class | |
| (i) | (ii) | (iii) | (iv) | (v) | (vi)=(v)/(iii)*100 | (vii) | (viii) | (ix) | (x) | (xi) | (xii) |
| 1 | ANURAG SABOO | 2500 | 0.041009 | 0 | 0.00 | 0.000000 | 0 | 0.000000 | 0 | 0.000000 | 0.041009 |
| 2 | ANKIT SABOO | 550000 | 5.741281 | 0 | 0.00 | 0.000000 | 0 | 0.000000 | 0 | 0.000000 | 5.741281 |
| 3 | SABOO ENGINEERS PVT L | 150000 | 2.460549 | 0 | 0.00 | 0.000000 | 0 | 0.000000 | 0 | 0.000000 | 2.460549 |
| 4 | SHREE GOPAL SABOO | 924300 | 15.161904 | 0 | 0.00 | 0.000000 | 0 | 0.000000 | 0 | 0.000000 | 15.161904 |
| 5 | SHREE GOPAL SABOO (H U | 20000 | 0.328073 | 0 | 0.00 | 0.000000 | 0 | 0.000000 | 0 | 0.000000 | 0.328073 |
| Total | | 1446800 | 23.732817 | 0 | 0.00 | 0.000000 | 0 | 0.000000 | 0 | 0.000000 | 23.732817 |

NOTE :
During the period 1400000 (Net) Shares have been sold by the Promoters which were not presented for transfer with RTA till date.


Director/Authorised Signatory

(D)(c)(i) SABOO BROTHERS LTD**category "Public" and holding more than 1% of the total number of shares**

| Sr. No. | Name of the shareholder | Number of shares held | Shares as a percentage of total number of shares {i.e., Grand Total (A)+(B)+(C) indicated in Statement at para (D)(a) above} | Details of warrants | | Details of convertible | | Total shares (including underlying shares assuming full conversion of warrants and convertible securities) as a % of diluted share capital |
|--------------|-------------------------|-----------------------|--|-------------------------|---|---------------------------------------|--|--|
| | | | | Number of warrants held | As a % total number of warrants of the same class | Number of convertible securities held | % w.r.t total number of convertible securities of the same class | |
| 1 | NIPPON DENRO ISPAT LT | 88000 | 1.443522 | 0 | 0.000000 | 0 | 0.000000 | 1.443522 |
| 2 | ICICI BANK LTD | 100000 | 1.640366 | 0 | 0.000000 | 0 | 0.000000 | 1.640366 |
| 3 | RUTVIJ CHINUBHAI PARI | 200000 | 3.280732 | 0 | 0.000000 | 0 | 0.000000 | 3.280732 |
| 4 | MIT GOPALBHAI SHAI | 193300 | 3.170828 | 0 | 0.000000 | 0 | 0.000000 | 3.170828 |
| 5 | BALKRISHAN KARNANI | 387000 | 6.348217 | 0 | 0.000000 | 0 | 0.000000 | 6.348217 |
| 6 | SARLA KARNANI | 275500 | 4.519209 | 0 | 0.000000 | 0 | 0.000000 | 4.519209 |
| 7 | SUKHSA CEMENT P LTD | 151600 | 2.486795 | 0 | 0.000000 | 0 | 0.000000 | 2.486795 |
| 8 | WAVELENGTH CONTAIN | 258600 | 4.241987 | 0 | 0.000000 | 0 | 0.000000 | 4.241987 |
| 9 | ROYAL CLEFORD PVT LT | 250000 | 4.100915 | 0 | 0.000000 | 0 | 0.000000 | 4.100915 |
| 10 | MARIGOLD TRADING PV | 209500 | 3.436567 | 0 | 0.000000 | 0 | 0.000000 | 3.436567 |
| 11 | MAX POWER TOOLS PVT | 103100 | 1.691217 | 0 | 0.000000 | 0 | 0.000000 | 1.691217 |
| 12 | FAMA OVERSEAS PVT LT | 100200 | 1.643647 | 0 | 0.000000 | 0 | 0.000000 | 1.643647 |
| 13 | UJJWAL BHORKAR | 200000 | 3.280732 | 0 | 0.000000 | 0 | 0.000000 | 3.280732 |
| 14 | NIVEDITA BHORKAR | 200000 | 3.280732 | 0 | 0.000000 | 0 | 0.000000 | 3.280732 |
| 15 | ATUL KULKARNI | 200000 | 3.280732 | 0 | 0.000000 | 0 | 0.000000 | 3.280732 |
| 16 | Y.V.BHORKAR(HUF) | 107500 | 1.763394 | 0 | 0.000000 | 0 | 0.000000 | 1.763394 |
| 17 | UJJWAL BHORKAR HUF | 100000 | 1.640366 | 0 | 0.000000 | 0 | 0.000000 | 1.640366 |
| 18 | RUCHI GUPTA | 70000 | 1.148256 | 0 | 0.000000 | 0 | 0.000000 | 1.148256 |
| 19 | HIRALAL | 70000 | 1.148256 | 0 | 0.000000 | 0 | 0.000000 | 1.148256 |
| 20 | USHA GUPTA | 70000 | 1.148256 | 0 | 0.000000 | 0 | 0.000000 | 1.148256 |
| 21 | GOVIND GUPTA | 70000 | 1.148256 | 0 | 0.000000 | 0 | 0.000000 | 1.148256 |
| Total | | 3404300 | 55.842984 | 0 | 0.000000 | 0 | 0.000000 | 55.842984 |



(I)(c)(ii) **SABOO BROTHERS LTD**

PAC) belonging to the category "Public" and holding more than 5% of the total number of shares of the company


| Sr. No. | Name(s) of the shareholder(s) and the Persons Acting in Concert (PAC) with them | Number of shares | Shares as a percentage of total number of shares {i.e., Grand Total (A)+(B)+(C) indicated in Statement at para (I)(a) above} | Details of warrants | | Details of convertible securities | | Total shares (including underlying shares assuming full conversion of warrants and convertible securities) as a % of diluted share capital |
|--------------|---|------------------|--|---------------------|---|---------------------------------------|--|--|
| | | | | Number of warrants | As a % total number of warrants of the same class | Number of convertible securities held | % w.r.t total number of convertible securities of the same class | |
| 1 | BALKRISHAN KARNANI | 387000 | 6.348217 | 0 | 0.000000 | 0 | 0.000000 | 6.348217 |
| Total | | 387000 | 6.348217 | 0 | 0.000000 | 0 | 0.000000 | 6.348217 |



SABOO BROTHERS LTD

(I)(d) Statement showing details of locked-in shares

| Sr. No. | Name of the shareholder | Number of locked-in shares | Locked-in shares as a (%) percentage of total number of shares {i.e., Grand Total (A)+(B)+(C) indicated in Statement at para (I)(a) above} | Promoter / Promoter Group / Public |
|--------------|-------------------------|----------------------------|--|------------------------------------|
| 1 | NIL | Nil | Nil | |
| Total | | 0 | 0 | |



Handwritten signature and date, possibly indicating the date of the statement.

SABOO BROTHERS LTD

(II)(a) Statement showing details of Depository Receipts (DRs)

| Sr. No. | Type of outstanding DR (ADRs, GDRs, SDRs, etc.) | Number of outstanding DRs | Number of shares underlying outstanding DRs | Shares underlying outstanding DRs as a percentage of total number of shares {i.e., Grand Total (A)+(B)+(C) indicated in Statement at para (I)(a) above} |
|--------------|---|---------------------------|---|---|
| 1 | NIL | Nil | Nil | Nil |
| Total | | 0 | 0 | 0 |

