

Introductory sub-table (I)(a)

Name of the Company:	SABOO BROTHERS LTD
Scrip Code, Name of the scrip, class of security:	530267
Quarter ended:	31/03/2014

Partly paid-up shares:-	No. of partly paid-up shares	As a % of total no. of partly paid-up shares	As a % of total no. of shares of the company
Held by promoter/promoter group	0	NIL	0
Held by public	0	NIL	0
Total - D	NIL	NIL	NIL

Outstanding convertible securities:-	No. of outstanding securities	As a % of total no. of outstanding convertible securities	As a % of total no. of shares of the company, assuming full conversion of the convertible securities
---	--------------------------------------	--	---

Held by promoter/promoter group	0	NIL	NIL
Held by public	0	NIL	NIL
Total - E	NIL	NIL	NIL

Warrants:-	No. of warrants	As a % of total no. of warrants	As a % of total no. of shares of the company, assuming full conversion of warrants
-------------------	------------------------	--	---


Held by promoter/promoter group	0	NIL	NIL
Held by public	0	NIL	NIL
Total - F	NIL	NIL	NIL

Total paid-up capital of the company, assuming full conversion of warrants and convertible securities	6096200
--	----------------

For Saboo Brothers Limited


 Director/Authorised Signatory

Statement Showing Shareholding Pattern								
Category code	Category of Shareholder	Number of Shareholders	Table (I)(a)		Total shareholding as a percentage of total number of shares		Shares Pledged or otherwise encumbered	
			Total number of shares	Number of shares held in dematerialized form	As a percentage of(A+B) ¹	As a percentage of (A+B+C)	Number of shares	As a percentage
(A)	Shareholding of Promoter and Promoter Group²							
1	Indian							
(a)	Individuals/ Hindu Undivided Family	3	46800	0	0.77	0.77	0	
(b)	Central Government/ State Government(s)	0	0	0	0.00	0.00	0	
(c)	Bodies Corporate	0	0	0	0.00	0.00	0	
(d)	Financial Institutions/ Banks	0	0	0	0.00	0.00	0	
(e)	Any Others(Specify)	0	0	0	0.00	0.00	0	
(e-i)	Other Individuals	0	0	0	0.00	0.00	0	
(e-ii)	Mutual Fund	0	0	0	0.00	0.00	0	
(e-iii)	Body Corp in Concert	0	0	0	0.00	0.00	0	
(e-iv)	Non Government Institutions	0	0	0	0.00	0.00	0	
	Sub Total(A)(1)	3	46800	0	0.77	0.77	0	0.00
2	Foreign							
a	Individuals (Non-Residents Individuals/ Foreign Individuals)	0	0	0	0.00	0.00	0	
b	Bodies Corporate	0	0	0	0.00	0.00	0	
c	Institutions	0	0	0	0.00	0.00	0	
d	Any Others(Specify)	0	0	0	0.00	0.00	0	
	Sub Total(A)(2)	0	0	0	0.00	0.00	0	
	Total Shareholding of Promoter and Promoter Group (A)= (A)(1)+(A)(2)	3	46800	0	0.77	0.77	0	0.00
(B)	Public shareholding							
1	Institutions							
(a)	Mutual Funds/ UTI	0	0	0	0.00	0.00		
(b)	Financial Institutions / Banks	1	100000	100000	1.64	1.64		
(c)	Central Government/ State Government(s)	0	0	0	0.00	0.00		
(d)	Venture Capital Funds	0	0	0	0.00	0.00		
(e)	Insurance Companies	0	0	0	0.00	0.00		
(f)	Foreign Institutional Investors	0	0	0	0.00	0.00		
(g)	Foreign Venture Capital Investors	0	0	0	0.00	0.00		
(h)	Any Other (specify)	0	0	0	0.00	0.00		
	Sub-Total (B)(1)	1	100000	100000	1.64	1.64		

For Saboo Brothers Limited

Director/Authorised Signatory

B 2	Non-institutions							
(a)	Bodies Corporate	31	2611606	80306	42.84	42.84		
(a-i)	Corporate Client Bene	0	0	0	0.00	0.00		
(a-ii)	Corporate client Margin	0	0	0	0.00	0.00		
(a-iii)	Corporate Body (Offer)	0	0	0	0.00	0.00		
(b)	Individuals				0.00	0.00		
I	Individuals -i. Individual shareholders holding nominal share capital up to Rs 1 lakh	930	381994	45194	6.27	6.27		
II	ii. Individual shareholders holding nominal share capital in excess of Rs 1 lakh	53	2941500	1808600	48.25	48.25		
(c)	Any Other (specify)	0	0	0	0.00	0.00		
(c-i)	NRI Individuals (Non Rep)	18	14300	0	0.23	0.23		
(c-ii)	OCB	0	0	0	0.00	0.00		
(c-iii)	Foreign Bodies	0	0	0	0.00	0.00		
(c-iv)	NRI (Repatriation)	0	0	0	0.00	0.00		
	Sub-Total (B)(2)	1032	5949400	1934100	97.59	97.59		
(B)	Total Public Shareholding (B)= (B)(1)+(B)(2)	1033	6049400	2034100	99.23	99.23		
	TOTAL (A)+(B)	1036	6096200	2034100	100.00	100.00		
(C)	Shares held by Custodians and against which Depository Receipts have been issued							
(1)	Promoter and Promoter Group	0	0	0		0.00		
(2)	Public	0	0	0		0.00		
	GRAND TOTAL (A)+(B)+(C)	1036	6096200	2034100		100	0	0.00


For Sabco Brothers Limited


Director/Authorised Signatory

(I)(b) SABOO BROTHERS LTD
category "Promoter and Promoter Group"

Sr. No.	Name of the shareholder	Details of Shares held		Encumbered shares (*)			Details of warrants		Details of convertible securities		Total shares (including underlying shares assuming full conversion of warrants and convertible securities) as a % of diluted share capital
		Number of shares held	As a % of grand total (A)+(B)+(C)	No.	As a percentage	As a % of grand total (A)+(B)+(C) of sub-clause (I)(a)	Number of warrants held	As a % total number of warrants of the same class	Number of convertible securities held	As a % total number of convertible securities of the same class	
(I)	(II)	(III)	(IV)	(V)	(VI)=(V)/(III)*100	(VII)	(VIII)	(IX)	(X)	(XI)	(XII)
1	ANURAG SABOO	2500	0.041009	0	0.00	0.000000	0	0.000000	0	0.000000	0.041009
2	SHREE GOPAL SABOO	24300	0.398610	0	0.00	0.000000	0	0.000000	0	0.000000	0.398610
3	SHREE GOPAL SABOO (H.U	20000	0.328073	0	0.00	0.000000	0	0.000000	0	0.000000	0.328073
Total		46800	0.767692	0	0.00	0.000000	0	0.000000	0	0.000000	0.767692

For Saboo Brothers Limited


 Director/Authorised Signatory

(I)(c)(i) **SABOO BROTHERS LTD**
category "Public" and holding more than 1% of the total number of shares

Sr. No.	Name of the shareholder	Number of shares held	Shares as a percentage of total number of shares {i.e., Grand Total (A)+(B)+(C) indicated in Statement at para (I)(a) above}	Details of warrants		Details of convertible		Total shares (including underlying shares assuming full conversion of warrants and convertible securities) as a % of diluted share capital
				Number of warrants held	As a % total number of warrants of the same class	Number of convertible securities held	% w.r.t total number of convertible securities of the same class	
1	FAMA OVERSEAS PVT. L	100200	1.643647	0	0.000000	0	0.000000	1.643647
2	HARSHALI MULTITRADE	239500	3.928677	0	0.000000	0	0.000000	3.928677
3	HAZUN UN PACKAGE PV	300000	4.921098	0	0.000000	0	0.000000	4.921098
4	KASLIWAL AUTOMOTIVE	251600	4.127161	0	0.000000	0	0.000000	4.127161
5	KASLIWAL TRUCKING PV	195000	3.198714	0	0.000000	0	0.000000	3.198714
6	MARIGOLD TRADING PV	209500	3.436567	0	0.000000	0	0.000000	3.436567
7	MAXX POWER POOLS PV	71600	1.174502	0	0.000000	0	0.000000	1.174502
8	NIPPON DENRO ISPAT LT	88000	1.443522	0	0.000000	0	0.000000	1.443522
9	NIDUS SOFTWARE SOLU	300000	4.921098	0	0.000000	0	0.000000	4.921098
10	ROYALE CLEFORD PVT. I	250000	4.100915	0	0.000000	0	0.000000	4.100915
11	SHIKHAR OILS PVT LTD	140000	2.296513	0	0.000000	0	0.000000	2.296513
12	WAVELENGTH CONTAIN	258600	4.241987	0	0.000000	0	0.000000	4.241987
13	ICICI BANK LTD	100000	1.640366	0	0.000000	0	0.000000	1.640366
14	ATUL KULKARNI	200000	3.280732	0	0.000000	0	0.000000	3.280732
15	UJJWAL BHORKAR	100000	1.640366	0	0.000000	0	0.000000	1.640366
16	NIVEDITA BHORKAR	200000	3.280732	0	0.000000	0	0.000000	3.280732
17	ATUL BHANDARI	100000	1.640366	0	0.000000	0	0.000000	1.640366
18	SARWPRIYA BAJAJ	139000	2.280109	0	0.000000	0	0.000000	2.280109
19	HIRANAND KHEMANI	70000	1.148256	0	0.000000	0	0.000000	1.148256
20	JYOTI SHARMA	100000	1.640366	0	0.000000	0	0.000000	1.640366
21	GOVIND DAS GUPTA	70000	1.148256	0	0.000000	0	0.000000	1.148256
22	RUCHI GUPTA	70000	1.148256	0	0.000000	0	0.000000	1.148256
23	USHA DEVI GUPTA	70000	1.148256	0	0.000000	0	0.000000	1.148256
24	PRIYADA DESHMUKH	90000	1.476330	0	0.000000	0	0.000000	1.476330
25	RAM KUMAR GOYAL	100000	1.640366	0	0.000000	0	0.000000	1.640366
26	UJJWAL BHORKAR	200000	3.280732	0	0.000000	0	0.000000	3.280732
27	Y.V. BHORKAR (HUF)	107500	1.763394	0	0.000000	0	0.000000	1.763394

For Saboo Brothers Limited




Director/Authorised Signatory

(I)(c)(ii) SABOO BROTHERS LTD

PAC) belonging to the category "Public" and holding more than 5% of the total number of shares of the company

Sr. No.	Name(s) of the shareholder(s) and the Persons Acting in Concert (PAC) with them	Number of shares	Shares as a percentage of total number of shares {i.e., Grand Total (A)+(B)+(C) indicated in Statement at para (I)(a) above}	Details of warrants		Details of convertible securities		Total shares (including underlying shares assuming full conversion of warrants and convertible securities) as a % of diluted share capital
				Number of warrants	As a % total number of warrants of the same class	Number of convertible securities held	% w.r.t total number of convertible securities of the same class	
1	NIL	0	0.000000	0	0.000000	0	0.000000	0.000000
Total		0	0.000000	0	0.000000	0	0.000000	0.000000

For Saboo Brothers Limited




Director/Authorised Signatory

SABOO BROTHERS LTD

(I)(d) Statement showing details of locked-in shares


Sr. No.	Name of the shareholder	Number of locked-in shares	Locked-in shares as a (%) percentage of total number of shares {i.e., Grand Total (A)+(B)+(C) indicated in Statement at para (I)(a) above}	Promoter / Promoter Group / Public
1	NIL	Nil	Nil	Public
Total		0	0	

For Saboo Brothers Limited

Director/Authorised Signatory

SABOO BROTHERS LTD

(II)(a) Statement showing details of Depository Receipts (DRs)

Sr. No.	Type of outstanding DR (ADRs, GDRs, SDRs, etc.)	Number of outstanding DRs	Number of shares underlying outstanding DRs	Shares underlying outstanding DRs as a percentage of total number of shares {i.e., Grand Total (A)+(B)+(C) indicated in Statement at para (I)(a) above}
1	NIL	Nil	Nil	Nil
Total		0	0	0

For Saboo Brothers Limited

Director/Authorised Signatory

SABOO BROTHERS LTD

(II)(b) Statement showing Holding of Depository Receipts (DRs), where underlying shares held by 'promoter/promoter group' are in excess of 1% of the total number of shares

Sr. No.	Name of the DR Holder	Type of outstanding DR (ADRs, GDRs, SDRs, etc.)	Number of shares underlying outstanding DRs	Shares underlying outstanding DRs as a percentage of total number of shares {i.e., Grand Total (A)+(B)+(C) indicated in Statement at para (I)(a) above}
1	NIL		Nil	Nil
Total		0	0	

For Saboo Brothers Limited



Director/Authorised Signatory

